

Moscow International Optical Fair (MIOF)

February 18-20, 2025

Crocus Expo, Pavilion 2, hall 11



TABLE OF CONTENTS

	SECTION	TABLE OF CONTENTS	
S1	TERMS AND DOCUMENTS	TERMS	3
		DOCUMENTS	3
S2	BASIC RULES AND RESTRICTIONS	BASIC RULES	4
		TRADE AT THE EXHIBITION	4
		PAYMENT AND PAPER WORK	4
		LIABILITY AND COMPENSATION	4
		EXPOSITION	4
		EXPOSITION BUILDUP	5
		EXPOSITION DISMANTLING	5
		EXTENSION OF BUILDUP/DISMANTLING PERIODS	5
		SECURITY	6
		ADVERTISING MATERIALS	6
		CATERING	6
		LABOUR SAFETY AND FIRE SAFETY RULES AND REGULATIONS	6
S3	DETAILED EXHIBITION TIME SCHEDULE		8
S4	EXHIBITION HALLS TECHNICAL SPECIFICATION, PAVILION 2		9
S5	STANDARD EQUIPPED STAND		11
		FORM 1 COMPLETION RULES	11
S6	TECHNICAL REQUIREMENTS FOR STANDARD EQUIPPED STAND DECORATION		12
S7	UNEQUIPPED STAND (SPACE ONLY)		15
S8	GENERAL BUILDER SERVICES	APPLICATION FOR STANDARD EQUIPPED STAND	15
		APPLICATION FOR SPACE ONLY STAND	15
		CONNECTION TO ELECTRICITY, WATER AND COMPRESSED AIR MAINS	15
		AUDIOVISUAL EQUIPMENT	16
		SUSPENDED STRUCTURES	16
S9	ADDITIONAL SERVICES AND EQUIPMENT	DELIVERY OF FOREIGN CARGO AND CUSTOMS SERVICES	16
		HANDLING OPERATIONS	16
		ADVERTISING	17
		SECURITY	17

OFFICIAL GUIDE OF THE EXHIBITION PARTICIPANT

		STAND CLEANING	17
		TERMS FOR ADDITIONAL SERVICES AND EQUIPMENT APPLICATION	17
S10	ACCESS TO THE EXHIBITION SITE	EXHIBITOR BADGES	17
		PASSES FOR BUILDERS AND STAND ATTENDANTS	17
S11		PROCEDURE OF EXHIBITS AND EQUIPMENT MOVE IN AND MOVE OUT	18
S12		HAND CARRIED LUGGAGE	18
S13		CONTACTS	19
		APPENDIXES	
A1		PRICE LIST FOR ADDITIONAL EQUIPMENT AND GENERAL BUILDER SERVICES	21
A2		STANDARD EQUIPPED STAND SPECIFICATION	24
		FORMS	
F1		STANDARD EQUIPPED STAND LAYOUT	33
F2		ADDITIONAL EQUIPMENT FOR STANDARD EQUIPPED STAND	34
		POWER OF ATTORNEY TEMPLATES	
T1		Uniform power of attorney, legal entity	35
T2		Uniform power of attorney, individual entrepreneur	36
T3		Uniform power of attorney, natural person	37

TERMS AND DOCUMENTS

TERMS

Exhibition centre	Crocus Expo International Exhibition Centre.
Organizer	Crocus Expo SC CROCUS Krasnogorsk subsidiary.
Management office	Persons authorized by the Organizer for the Event organization and holding.
Event	Any exhibition, fair, corporate, congress or any other event held by the Organizer at the Exhibition centre.
Exhibitor	Any organization, individual entrepreneur or any natural person who concluded with the Organizer of the Event a space lease contract or a stand contract for participation in the Event intending to demonstrate their exhibits (goods, work, services).
Participant	Exhibitors, Builders and other persons who have contractual relations (in terms of services rendering or ordering) with the Organizer or the General Builder, as well as contractors and stand attendants attracted by the Exhibitor, promoters, advertising distributors, participants of any business events.
Builder	Any organization, individual entrepreneur or any natural person who concluded with the Exhibitor any contract for implementation of work package on exhibition stand and structures buildup and equipment installation, debris disposal and performance of decoration works within the Exhibition area contracted by the Exhibitor.
Unequipped stand (space only)	A part of the Exhibition area of the Event contracted between the Exhibitor and the Organizer intended for installation of an exhibition stand, exhibits, exhibition and other relevant to the Event profile equipment.
Standard equipped stand	An Exhibition area contracted between the Exhibitor and the Organizer of the Event equipped with standard exhibition elements by the General Builder.
Registration fee	Compulsory for all participants of the Event. The Registration fee will cover general advertising and information expenses, Exhibitor badges, listing in the official show e-catalogue posted on the Event website.
Overall Event period	Overall Event period contracted with the Exhibitor including buildup period, the Event period and dismantling period.
Event period	Event period opened for visitors except for buildup and dismantling periods.
General builder	Crocus Expo General Builder – BuildExpo Limited Liability Company.

DOCUMENTS

Services Guide	Services guide for services provided during holding Events at Crocus Expo including the list of services and equipment and stipulating terms and costs of the rendered services and equipment.
Order forms as of the Services Guide	Set of application forms for services provided during holding events at Crocus Expo.
General Terms of Holding Events at Crocus Expo	Contains the most significant conditions to be met by Exhibitors, Participants and Builders regarding the form and scope of submitted information, the procedure and deadlines for performing certain actions during the preparation and holding of Events.
Fire Safety Regulations	Fire safety regulation during buildup (dismantling) of expositions and events holding in pavilions and outdoor areas of Crocus Expo.

BASIC RULES

Only company(-ies), contracted Exhibition area or standard equipped stand with the Organizer of the Event and effected the payment in full, is authorized to work at the stand. Any third-party company which is located at the stand of the Exhibitor (according to the agreement), at any free stand or not equipped space without the contract with the Organizer will be removed from the Event by Crocus Expo Security service.

Only employees and official representatives of the Exhibitors are authorized to work at the stand. All stand attendants must have Exhibitor badges providing admittance to the exhibition pavilion during the Overall Event period. Badges are issued at the Service Centre (Information and Services counter).

TRADE AT THE EXHIBITION

Any types of trade within the Exhibition centre territory should be verified to comply with the requirements of the current legislation and other legal acts regulating retail commercial activity valid in the territory of the Russian Federation.

PAYMENT AND PAPER WORK

All invoices shall be settled in Russian roubles/yuans in accordance with the Contract, Additional Agreements to it and/or Order-contract. The payment shall be effected to the bank account stipulated in the invoice. Should there be any invoice discrepancy inform immediately the Management office. Exhibitors should provide their representatives with a power of attorney authorizing to execute financial documents during the Event period. For power of attorney templates please refer to the POWER OF ATTORNEY TEMPLATES section.

Applications for additional equipment and services documented at the Service Centre (Information and Services counter) and Management office during the Overall Event period shall be executed against the availability and payment in full at the Information and Services counter cash register.

LIABILITY AND COMPENSATION

The Exhibitor shall bear material liability for any damage caused to the property of the Organizer and the General Builder (including floor, walls, pavilion pillars and standard stand equipment) and also to the property of other Exhibitors. The Exhibitor shall compensate to the Organizer damage caused to leased exhibition and storage premises, stands, electricity, water supply and sewer system mains and other property of the Organizer and all other damages and losses caused by the Exhibitor to the Organizer.

EXPOSITION

The Exhibitor and the Builder shall meet the requirement of maximum floor load per sq m for indoor and outdoor spaces (for details please refer to the EXHIBITION HALLS TECHNICAL SPECIFICATION, PAVILION 2). In case of the load requirement breach, insufficient stability of the exhibit or a special type of its fastening, the Exhibitor shall immediately inform the Organizer about it and shall continue the works only after the Organizer's approval.

The Exhibitor shall organize and carry out the work of the exposition so that avoid blocking visitors flow in the aisles and not to create threat or violation of the rights of other Exhibitors and visitors.

Any promotional activity or demonstration leading to blocking visitors flow in the aisles or impeding access to the next stands shall be suspended for a period of time advised by the Management office. To ensure safety and comfort of visitors watching the promotional activity or demonstration the Exhibitors shall provide a sufficient space at the stand area.

During the Event period and in the course of promotional actions and other events with the use of audio and video appliances the level of noise should not exceed 75 dB. Employees of Technical Maintenance Service will effect measurements of the noise level. In case of complaints on high level of noise claimed by other Exhibitors the Organizer will express oral notification and after further violation the Organizer reserves the right to disconnect the source of noise in accordance with oral and/or written instruction.

Presentation and audio- video equipment of the Participants is allowed for use during the Event provided the equipment has been accredited by the General Builder department of Technical Documentation Inspection.

The Organizer of the Event reserves the right to forbid the Exhibitor to display exhibits which might be hazardous to public, do not conform to the subject of the Event or do not belong to the Exhibitor.

If a stand remains vacant after the period provided for the exposition buildup the Organizer shall be entitled to use the unclaimed area at his discretion.

EXPOSITION BUILDUP

Exhibits delivery to the stand shall be made via loading gates located in the Material Handling area (access by passes for transportation vehicles).

The exhibition stand buildup is allowed within the space contracted by the Exhibitor. Aisles between the stands shall be kept clear of equipment, empties and construction debris. When carrying out painting works the floor and the walls of the building adjoining the stand surfaces have to be covered reliably by a polyethylene film or other protective materials.

On the last day of buildup works and before the beginning of the Concluding cleaning the Exhibitor shall:

- clear the aisles of equipment, empties and products which are not subject to utilization;
- remove all empties, packaging and construction debris from the exhibition hall;
- remove building materials, structures and large-sized debris from the Exhibition Center at the expense of the Exhibitor or its Builder.

It is not allowed to place garbage in the aisles after the beginning of the Concluding cleaning. It is forbidden to obstruct aisles between stands.

All persons within the Exhibition area during buildup and dismantling works shall use protective helmets, as well as other personal protective equipment necessary for the performance of specific types of work.

Access to the Exhibition area during buildup and dismantling works is prohibited to persons under 18 years of age.

The use of personal mobility equipment on the Exhibition area during buildup and dismantling periods is prohibited.

EXPOSITION DISMANTLING

The dismantling works and exhibits removal shall not begin before the official closing of the Event. Dismantling period is specified in the DETAILED EXHIBITION TIME SCHEDULE. The Organizer reserves the right to refuse removal of exhibits from the Exhibition site before the authorized dismantling period.

The Exhibitor shall undertake to vacate and to return the leased indoor and outdoor stand area in the condition as received at own expense no later than the expiration of their rent period.

EXTENSION OF BUILDUP/DISMANTLING PERIODS

The Exhibitor/Builder is allowed to use the contracted Exhibition area prior to and after the end of the Overall Event period in coordination with the Organizer should there be such a possibility. The Overtime use of the contracted space is allowed under the Overtime use terms defined in the Services Guide if not otherwise stipulated by the Contract.

The minimum period of the ordered Overtime use of the Exhibition area is 2 (two) hours. If Overtime use of the Exhibition area for implementation of installation works takes place within the period from 20:00 of the last day of installation works to 08:00 of the first day of the Event period the cost will be subject to 100% surcharge.

Overtime use of the Exhibition area during the Overall Event period shall be registered by the Service Centre (Information and Services counter) up to 18:00 of the day in question.

The Exhibitor shall provide the presence of the authorized representative on site and any other attendants responsible for compliance with the safety rules of the companies carrying out the works.

No move in of extra cargo to the Exhibition area at Overtime use of the Exhibition area at nighttime (from 20:00 to 08:00) is permitted.

SECURITY

The Exhibition Organizer provides twenty-four-hour security for the duration of the Event but there is no security for the exhibits. The security guards are located at the entrance to the Exhibition hall and at loading gates. The Event Organizer does not bear responsibility for the safety of the exhibits.

The Organizer provides the overnight security during the Overall Event period ensuring integrity of exhibition halls perimeter and seals located at entrances to exhibition halls and loading gates of the Exhibition centre.

ADVERTISING MATERIALS

It is strongly prohibited to place advertising materials not conforming to the subject of the Event, goods and services provided by companies not participating in the Event.

If the above mentioned condition is violated the Organizer reserves the right to apply fine sanctions including the stand shut down. In that case neither compensation will be paid nor funds paid by the Exhibitor to the Organizer for participation in the Event will be returned.

The Exhibitor is allowed to distribute advertising materials outside the contracted space only if approved by the Management office. All other types of advertising activity both within the bounds of the Event and outside the Event grounds (registration halls, passageways, outdoor area etc.) are permitted only upon approval by the Management office and the Advertising and Information department.

CATERING

Holding of banquets, stand parties, coffee breaks and catering services on stands are provided by official partners of Crocus Expo: Backstage Catering and Sucre

LABOUR SAFETY AND FIRE SAFETY RULES AND REGULATIONS

The obligation for the strict observation of all regulations regarding labour safety and fire safety measures is the essential condition for the Exhibitor's participation in the Event. The Exhibitor's representatives bear full responsibility for observance of the requirements. Their omission can entail unilateral cancellation of the Contract by the Organizer. The funds paid by the Exhibitor shall not be returned.

For detailed information about fire safety measures during buildup/dismantling of expositions and holding exhibition events in the Crocus Expo pavilions and on the outdoor areas please refer to the Fire safety regulation during buildup (dismantling) of expositions and events holding in pavilions and outdoor areas of Crocus Expo. The document is available on the exhibition website.

All types of engineering support (electrical works, connection to water and compressed air mains) are performed only by the General Builder specialists.

At the Exhibition centre premises it is strongly prohibited to:



- carry out hot works (welding, soldering, metal cutting and etc.) without approval by the Fire Safety Service;
- block access to automatic fire alarm systems, indoor fire hydrants and fire extinguishers;
- store combustible waste and empties (disposable empties are to be utilized, reusable empties are to be stored in the warehouse);
- demonstrate exhibits applying open flame;
- tampering with sprinkler distributors of the automatic fire prevention system, smoke and manual fire indicators, light indicators of evacuation directions, warning system loudspeakers, SC CROCUS Fire Safety Department's operator feedback device (phone);



- use paints, lacquers, adhesive and other coatings to floor, walls and pillars of the building, standard stand equipment and asphalt pavement;



- apply flammable stand construction materials not treated by fire retarding composition;
- install and use tanks with fuel gases;

use pressure tanks without engineering certification;
use fixed buzz saws and orbital sanders not equipped with dust extraction bags;



change electrical circuit scheme during exhibition holding without approval, apply undeclared extra electrical appliances;
apply household electric extension cords, substandard (home produced) electric appliances;
install projectors and border lights within 0,3 m to flammable constructions and sprinkler system distributors, wrap electric lamps in paper, textile or other flammable materials;
apply organic glass, polystyrene and other flammable materials for lamp diffusers;



fix stand elements to steel structures and wall panels with the use of hardware and adhesive tape, and to floor (asphalt pavement) with the use of anchor bolts;
construct display stands within immediate proximity to stationary electric cabinets, fire cabinets, telecommunication cabinets and other engineering facilities;



unauthorized connection to electric, water supply and compressed air mains;
turn on water and compressed air taps and electric distributing switchboards without approval;



relocate, move, break down, disassemble stationary and movable electric switchboards and connect electric appliances.



Smoking in exhibition halls and within the exposition site is strictly prohibited. Smoking is only allowed in specially designated and equipped areas located minimum 15 m from the entrance to pavilions and buildings.

**OFFICIAL GUIDE OF THE EXHIBITION PARTICIPANT
DETAILED EXHIBITION TIME SCHEDULE**

BUILDUP			
February 15	SA	10:00 – 20:00	Stands buildup (space only stands and standard equipped stands) ^{1,2}
February 16	SU	08:00 – 20:00	Stands buildup (space only stands and standard equipped stands) ^{1,2}
February 17	MO	08:00 – 20:00	Stands buildup ^{1,2}
		08:00 – 16:00	Exhibits and equipment move in ^{1,2,7}
		16:00	Cargo (exhibits) to be delivered and unpacked ⁷
February 18	TU	16:00 – 20:00	Concluding cleaning of aisles. All buildup works are allowed only within space contracted, it is not allowed to place garbage in the aisles ^{1,2,3,6}
		08:00 – 10:00	Additional delivery of exhibits and equipment (to be approved in advance by the Management office) ⁷
		10:00	All stands to be ready and cleaned including equipped space
EXHIBITION OPENING HOURS			
February 18	TU	08:00 – 20:00	Pavilion opening hours ^{4,7}
		10:00 – 19:00	Exhibition opening hours for visitors
February 19	WE	08:00 – 20:00	Pavilion opening hours ^{4, 7}
		10:00 – 19:00	Exhibition opening hours for visitors
February 20	TH	08:00 – 21:00	Pavilion opening hours ^{4, 7}
		10:00 – 17:00	Exhibition opening hours for visitors
DISMANTLING			
February 20	T	17:00 – 20:30	Vehicle arrival to the Material Handling area for exhibits and equipment move out ¹
		21:00	Equipped space to be vacated ⁵
February 21		08:00 – 20:00	Stands dismantling ¹
		20:00	Exhibition halls to be vacated, stands equipment and structures to be dismantled and removed ^{1,5,6}

1. For information regarding possibility and cost of the buildup/dismantling period extension please refer to the Management office.
2. Terms for bulk and heavy equipment and exhibits installation shall be agreed with the Management office in advance.
3. Any stand not occupied by 20:00 February 17, 2025 shall be deemed vacant. Please advise in writing if you cannot occupy your stand by this time.
4. Admittance to the pavilion only by Exhibitor badges. It is prohibited to carry out installation works at stands, buildup passes are invalid. The Exhibitor bears responsibility for stand exhibits security from 08:00 till 20:00.
5. All exhibits and equipment shall be moved out. Otherwise the Exhibitor shall bear further responsibility for their undamaged state (or full utilization of disposable structures).
6. All construction materials, structures and large-size garbage shall be removed from the Exhibition centre territory at the expense of the Exhibitor or his Builder. If necessary Builders/Exhibitors shall order utilization of garbage into garbage containers in advance. Failure to comply with the regulation involves penalties to the Exhibitor or his Builder (refer to General Terms of Holding Events at Crocus Expo).
7. Exhibitor shall bear responsibility for the safety of exhibits and equipment at the stand during his presence at the exhibition.

Exhibitors are allowed in the exhibition halls only till 20:00.
February 20-till 21:00.

Admittance to the exhibition hall via entrance groups is allowed till 19:45.
February 20-till 20:45.

From 19:45 to 20:00 entrance groups shall be available only for exit from the exhibition hall.
February 20-from 20:45 to 21:00.

Loading gates to the exhibition hall are closed at 19:45.
February 20-at 20:45.

Vehicles admittance to the Materials Handling area is allowed till 19:30.
February 20-till 20:30.

Vehicles exit from the Materials Handling area is allowed till 20:00.
February 20-till 21:00.

OFFICIAL GUIDE OF THE EXHIBITION PARTICIPANT
EXHIBITION HALLS TECHNICAL SPECIFICATION,
PAVILION 2

For configuration, sizes and applicable restrictions related to build up, height under balconies and passageways, location and dimensions of loading gates and folding gates between halls, dimensions of loading gates and location of access hatches please refer to halls layouts and other documents received from the General Builder.

	Level 1 (1 st floor)				Level 2 (3 rd floor)		
	Hall 5	Hall 6	Hall 7	Hall 8	Hall 9	Hall 10	Hall 11
Space	4 425 m ²	4 414 m ²	8 525 m ²	12 784 m ²	9 742 m ²	8 468 m ²	12 664 m ²
Maximum floor load capacity ¹	20 t/1 m ²	20 t/1 m ²	20 t/1 m ²	20 t/1 m ²	0,75 t/ 1 m ²	0,75 t/1 m ²	0,75 t/1 m ²

¹For distributed load.

Maximum localized load is defined depending on bearings quantity and size and total exhibit (stand) weight.

Height to ceiling beams	7,95 m	7,95 m	7,95 m	7,95 m	7,85 m	7,85 m	7,85 m
Maximum stand height	6,95 m	6,95 m	6,95 m	6,95 m	6,85 m	6,85 m	6,85 m
Number of loading elevators	n/a	n/a	n/a	n/a	4	5	4
Loading elevator number	-	-	-	-	9, 10, 11, 12	6, 7, 8, 9, 10	1, 2, 3, 4

Maximum cargo size moved via loading elevators

height	-	-	-	-	2,1 m	2,1 m	2,1 m
width	-	-	-	-	2,35 m	2,35 m	2,35 m
length	-	-	-	-	5,65 m	5,65 m	5,65 m
Maximum cargo weight moved via loading elevators	-	-	-	-	3 200 kg	3 200 kg	3 200 kg
Number of loading gates	3	3	5	5	4	5	4
Loading gate number	16, 17, 18	44, 45, 46	37, 38, 39, 40, 41	21, 22, 23, 24, 25	19, 20, 42, 43	34, 35, 36, 42, 43	26, 27, 28, 29

Maximum cargo size moved via loading gates

height	4,3 (7,5) m	4,3 (7,5) m	4,3 (7,5) m	4,3 (7,5) m	-	-	-
width	4,0 (6,8) m	4,0 (6,8) m	4,0 (6,8) m	4,0 (6,8) m	-	-	-

Maximum cargo size moved via folding gates between halls

height	4,3 m	4,3 m	4,3 m	4,3 m	5,8 m	5,8 m	5,8 m
width	5,3 m	5,3 m	5,3 m	5,3 m	5,3 m	5,3 m	5,3 m

Maximum ceiling beams loading capacity for suspended structures

per point of suspension	250 kg	250 kg	250 kg	250 kg	250 kg	250 kg	250 kg
per a beam	1 600 kg	1 600 kg	1 600 kg	1 600 kg	1 600 kg	1 600 kg	1 600 kg

	Level 1 (1 st floor)				Level 2 (3 rd floor)		
	Hall 5	Hall 6	Hall 7	Hall 8	Hall 9	Hall 10	Hall 11
Connection via hatches							
standard voltage 220/380 V ²	yes	yes	yes	yes	yes	yes	yes
water supply	yes	yes	yes	yes	yes	yes	yes
compressed air mains	yes	yes	yes	yes	no	no	no
² Electricity connections can be made to electricity switchboards located on hall pillars and walls.							
Number of conference halls / meeting rooms	7 / 5				2 / 0		

The General Builder carries out installation of standard equipped stands.

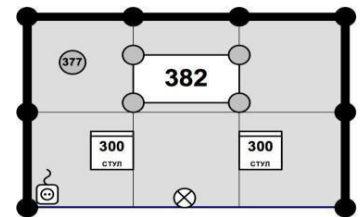
STANDARD EQUIPPED STAND is a space equipped with the standard exhibition structures of light aluminum and plastic panels installed on the carpet flooring. The stand includes a standard set of furniture, electrical equipment and fascia with company name in accordance with approved specification and contracted space (refer to APPENDIX 2). There are stand samples available in the Appendix; however the Exhibitor can design the stand layout placing walls and furniture at his discretion.

The exhibitor can order additional equipment (refer to APPENDIX 1) alongside with the standard set.

The Exhibitor shall submit completed FORMS 1 and 2 (STANDARD EQUIPPED STAND LAYOUT and ADDITIONAL EQUIPMENT FOR STANDARD EQUIPPED STAND). Please refer to APPENDIXES 1 and 2 when completing the forms.

FORM 1 COMPLETION RULES

Draw the layout of your stand contracted space (relevant proportions taken into consideration). Indicate open sides and equipment to be installed (including additional equipment ordered by FORM 2). Indicate also separately located elements (walls, furniture, plug sockets, lamps etc.). Do not indicate your exhibits!



Equipment not indicated on the layout **will not be provided!**



Equipment included into STANDARD EQUIPPED STAND is specified in APPENDIX 2 –STANDARD EQUIPPED STANDS SPECIFICATION. Please note that standard equipped stand packaging is invariable. Should you need additional equipment please complete FORM 2. The list and cost of additional equipment is specified in APPENDIX 1.



If there is no FORM 1 submitted, the stand will be built up from a set of standard equipment as indicated in STANDARD EQUIPPED STAND samples. In case of a corner configuration of the stand and absence of additional indications of the Exhibitor there will be no wall panels installed on open sides. Please contact the Management office if ordered equipment is missing.



Stands built up and decorated by the General Builder are not subject to any independent changes, full or partial dismantling works by the Exhibitor. The Exhibitor shall not be authorized to make changes of designs and electric equipment of the stand. In case of violation of this condition and damage of the equipment, the Exhibitor shall be fined threefold cost of the dismantled and/or damaged equipment (structures).



NOTE! Exhibitors booked STANDARD EQUIPPED STAND cannot change the space application to UNEQUIPPED STAND (space only) as of **January 25, 2025**.

The Exhibitor shall **deposit** and receive at the General Builder representative keys from doors of the stand office and locks with keys for showcases (if showcases have been ordered) on the last day of the buildup period.



In case of violation of the requirements the Organizer reserves the right to suspend the stand buildup till elimination of the violation and fine the Exhibitor.

TECHNICAL REQUIREMENTS TO STANDARD EQUIPPED STAND DECORATION



It is prohibited to place inscriptions, logos, and graphics on the reverse side of the wall panels which are located on/about stand boundaries and are facing other stands.



Exhibits shall be placed within the contracted space. No part of the stand structure (including lamps, flags, decorative elements, exposition etc.) shall exceed the boundaries of the contracted space including vertical stand side.



It is prohibited to install wall panels on open stand sides.



It is prohibited to block aisles between stands and to place materials, equipment and articles of personal use on other Exhibitors' stands.



It is prohibited to fix exhibits and decoration elements to electric equipment, lamps and other equipment installed on the stand and not intended for these purposes.



The following should be provided: free access to cabinets (indoor fire hydrants, electricity cabinets and telecommunication switchboards) located on pillars and walls; free access to emergency exits.



It is prohibited:


- to make unauthorized pasting of wall panels, to use adhesive tape and other self-adhesive materials when decorating wall panels with information and advertizing production;
- to use staplers for fastening of advertizing and other materials;
- to perform drilling works on stand structures.



It is prohibited to perform at the stand any electric installation works not approved by the General Builder including replacement of bulbs and installation of own lighting fixtures. It is prohibited to install extra lighting or mobile structures with own electric chains. It is allowed only if approved by the General Builder.



It is prohibited to use chairs as stepladders.



It is prohibited to remove equipment transferred for temporary use outside the premises.



Installation of elements of non-standard stand structures and interior decoration which aren't exhibits inside standard modular structures (independent completion or decoration making essential impact on the standard stand structure) by the Event Participant is allowed only if approved by the General Builder after the review of engineering design documentation.

The Organizer will not provide furniture and other equipment to the Exhibitors who have booked only space.

The Exhibitor who has booked space only stand will bear responsibility for the stand buildup and the equipping. The stand design shall conform to the Event's rules and requirements and shall be approved by the Management office and the General Builder. In case of non-compliance with the requirements the stand buildup will be forbidden.

In case the Exhibitor applies to a contractor services for the stand construction and equipping and/or execution of installation and construction works by a third party, the Builder shall undergo accreditation at the General Builder. The Builder will be allowed to perform works only against the duly signed relative contract with the General Builder.

Maximum stand height shall not exceed 3 m.

No part of the stand structure, banners, exhibits and other equipment shall exceed the boundaries of the space contracted; otherwise the Organizer reserves the right to force the Exhibitor to dismantle these parts at his own expense.

GENERAL BUILDER SERVICES

BuildExpo LLC is the Crocus Expo official General Builder.

For detailed information about the General Builder please refer to the official website at eng.buildexpo.ru.

The price list for equipment and services rendered by the General Builder is specified in APPENDIX 1.



Applications for additional services and equipment shall be submitted under the terms stipulated in the Contract for participation in the Event. Applications submitted later are subject to equipment availability.

APPLICATION FOR STANDARD EQUIPPED STAND

The General Builder renders the service of standard equipped stand buildup. For detailed information please refer to STANDARD EQUIPPED STAND section.

APPLICATION FOR SPACE ONLY STAND

The Exhibitor can apply to the General Builder's services or a contractor's services only after accreditation of the latter at the General Builder Technical Documentation Supervision department in case of booking the space only stand. For detailed information please refer to UNEQUIPPED STAND (space only) section.

CONNECTION TO ELECTRICITY, WATER AND COMPRESSED AIR MAINS

The General Builder provides connection of the stand to electricity mains. Unauthorized connection to power supply mains is strictly prohibited. Power distribution board, plug sockets and wires shall be provided by the Exhibitor or by the stand builders. Technical and kitchen equipment of the Exhibitor will be connected to drainage system of the exhibition hall. Connection hoses, fittings shall be provided by the Exhibitor or by the stand builder.



Standard voltage provided to STANDARD EQUIPPED STAND – 220 V. Use FORM 1 to order voltage of 380 V. If your equipment operates on 110 V, you will need a voltage adaptor.

To order power supply, water and compressed air please complete the application form for additional services (FORM 2) and indicate their location with relevant indications on the stand layout (FORM 1).

AUDIOVISUAL EQUIPMENT

The General Builder provides for rent all necessary audio, video and sound equipment, projectors and presentation hardware, including LED screens, plasma display panels, seamless panels, equipment for simultaneous interpretation, conference systems, video projectors, notebooks and so forth.

Use of own devices and audiovisual equipment (LCD/plasma display panels with the diagonal exceeding 28 inches, projectors, sound amplifiers, video walls etc.) is allowed only after accreditation of the equipment at the General Builder.

For detailed information about the procedure and cost of approval for own equipment use please refer to BuildExpo LLC Technical Documentation Supervision department.

SUSPENDED STRUCTURES

The project of works on suspension and removal of light structures at height specifying weight of the suspended structure and points of suspension is executed by the Builder and will be coordinated with the General Builder and Crocus Expo Maintenance Service.

The cost of suspension works includes suspension and removal of structures. The suspension works are executed during buildup and dismantling periods of the Event. The suspension works are not executed during the Event period. When works are executed within the period from 20:00 to 08:00 their cost is subject to 100% surcharge.

ADDITIONAL SERVICES AND EQUIPMENT



For the full list of rendered services and additional equipment during the Event holding in the Exhibition center please refer to the Services Guide. The Services Guide is available on the Exhibition website.

Apply to Services Guide application forms when ordering a service.

DELIVERY OF FOREIGN CARGO AND CUSTOMS SERVICES

Forwarding and customs services for foreign cargoes handling and handling services for all cargoes for Exhibitors who are not residents of the Russian Federation are provided by the Crocus Expo Official Forwarding Agent and the Official Customs Broker.

The full list of international freight forwarders, which are official partners of the Exhibition Center and admitted to work on its territory, is available on the Crocus Expo website.

HANDLING OPERATIONS

The Crocus Expo Department of transport and logistics renders a wide range of services related to loading and unloading works, hoisting and rigging works with application of the most modern hoisting equipment. Services rendered to the Participants: loading and unloading works, buildup and dismantling works with the use of lifting mechanisms, rental of lifting and transport mechanisms, organization of temporary transport parking lots. All types of loading and unloading operations on the territory of the Exhibition centre are carried out exclusively by the Exhibition centre staff. Use of own lifting mechanisms is not allowed.

When ordering loading and unloading services at the Transportation and Logistics department (truck cargoes, container consignment), entry into the Material Handling area is provided free of charge and is valid for one-time use for the duration of the work. The pass is issued on the day of work when the vehicle is located on the territory of the Crocus City Trade and Exhibition Complex.



Permitted standard time period for a transport mean stay in the Material Handling area:
 car – 1 hour;
 truck – 2 hours;
 car with trailer – 2 hours.

For vehicles carrying out loading (unloading) in halls of the second exhibition level, the standard period of time of stay in the Material Handling area increases by 1 hour.

Every started 30 minutes of excess standard period shall be charged 1 000 RUB.

ADVERTISING

There are various advertising activities available for the Participants of the Event. They significantly improve the commercial effect of the work on the exhibition platform and the post show results being a source of additional information for visitors: navigation to stands, distribution of advertising production, invitations to business events, seminars or master classes, announcement of special events and many other things. The full list of advertising opportunities with the detailed description is available on the website at eng.crocus-reklama.ru.

SECURITY

The Participant can order extra individual stand guards both during the Event period and in overtime. A separate contract application on the basis of the contract assignment concluded between Crocus Expo and the security organizations is signed when ordering the service. Payment shall be effected in cash or to the Crocus Expo settlement account.

Security services in the territory of the Exhibition center can be ordered only at Crocus Expo. Security services are rendered by the security organizations licensed for implementation of security activity and accredited at Crocus Expo.

STAND CLEANING

Any works on cleaning in the Exhibition Center should be carried out only by the Administrative department of Crocus Expo directly or through accredited companies, except for the works related to cleaning, rubbing, and polishing of exhibit items.

One time cleaning of stand includes vacuum cleaning of carpeting or wet cleaning (parquet, laminated flooring), emptying of waste baskets.

TERMS FOR ADDITIONAL SERVICES AND EQUIPMENT APPLICATION



Applications for additional services and equipment shall be submitted under terms stipulated in the Event Participation Contract. Late applications shall be subject to equipment availability and 50% surcharge.

ACCESS TO THE EXHIBITION SITE

EXHIBITOR BADGES



Exhibitor badge provides admittance to the Event grounds during the Overall Event period including buildup and dismantling periods.

Exhibitor badges issued at the Service Centre (Information and Services counter) are calculated based on 1 badge for every 3 sq m of stand space contracted.

The Participant's representative shall present the power of attorney to receive Exhibitor badges. For the power of attorney template please refer to the **POWER OF ATTORNEY TEMPLATES** section.

PASSES FOR BUILDERS AND STAND ATTENDANTS



Builder passes are required **for installers and exhibition equipment setters** for admittance to the Event site during buildup and dismantling periods.

Passes are issued based on 1 pass per each 5 sq m of stand space.

Passes for **Builder's** employees shall be received in the General Builder Technical Documentation Supervision department against the submitted list only after the accreditation process has been completed.

LETTER FOR EQUIPMENT AND EXHIBITS MOVE-IN AND MOVE-OUT duly approved by the Management office shall be presented during the receipt of passes. If nothing is moved in then the mark of the Management office (confirming approval) is required on the Letter application for passes for builders.

PROCEDURE OF EXHIBITS AND EQUIPMENT MOVE-IN AND MOVE-OUT*
 * for goods purchased in the territory of the Russian Federation or not requiring return shipment



**TRUCKS ENTRY AND EXIT THROUGH CROCUS CITY ARCHWAY
 IS STRICTLY PROHIBITED!**

After entering the Crocus Expo territory the drivers of freight vehicles with exhibits and equipment shall park their vehicles on the free parking lot opposite the pavilions or on the designated temporary parking lot following instructions of the Traffic management department until the drivers receive vehicle passes.

Entry to the Material Handling area is allowed only by pass. The pass to the Material Handling area is issued on the basis of documented and approved Letter for equipment and exhibits move-in and move-out.

The pass is issued for one vehicle and provides the right to a single entry for self-loading or unloading to/from a certain type of vehicle during the buildup or dismantling of the Event in accordance with the terms herein.



The **Letter for Equipment and Exhibits Move-in and Move-out** (hereinafter referred to as **Letter for move-in/move-out**) is used exclusively **for goods purchased in the territory of the Russian Federation or not requiring return shipment** (mandatory documentary evidence).

To move in equipment and exhibits it is necessary to:

- complete the LETTER FOR EXHIBITS AND EQUIPMENTS MOVE-IN AND MOVE-OUT with a detailed description of the equipment and materials on the company's letterhead with the signature and seal of the CEO.
- get approval on the LETTER FOR MOVE-IN/MOVE-OUT at the Exhibition Management office (the Letter to be marked appropriately).
- get approval on the LETTER FOR MOVE-IN/MOVE-OUT at the Transportation and Logistics department (the Letter to be marked appropriately).
- send the duly approved LETTER FOR MOVE-IN/MOVE-OUT by e-mail to the Service centre or present directly at the Information and Services counter.
- pay for and get pass to the Material Handling area at the Service centre on the Information and Services counter.

HAND CARRIED LUGGAGE



When passing through the **central entrances and metal detectors** into the Crocus Expo pavilions it is **permitted to carry hand luggage** (weight maximum 20 kg, dimension maximum 60x60x60 cm or in the sum of measurements).

Hand carried luggage includes:

- handbags;
- shopping bags;
- suitcases;
- overcoats;
- umbrellas and canes, strollers, wheelchairs for the disabled.



Items not related to hand carried luggage are permitted to be moved in only **through the loading gates at the Material Handling area (admission to the Material Handling area is permitted only by vehicles with passes).**

Items not related to hand carried luggage:

- equipment of any kind and purpose;
- furniture and components;
- boxes; packaging materials;
- items and materials for decoration (banners, posters, balloons, plants, etc.);
- advertising structures;
- exhibits of any size, quantity and type of packaging.



OFFICIAL GUIDE OF THE EXHIBITION PARTICIPANT
CONTACTS

CROCUS EXPO SERVICES				
Description	Contact person	Job title	Phone	E-mail
MANAGEMENT OFFICE				
General issues	Elena Begunova	Exhibition Director	+7 (495) 983-06-78 Cell phone: +7 (915) 376-69-52	E.Begunova@Crocus-Expo.ru
	Anna Lugovaya	Senior manager	+7 (495) 983-06-78 Cell phone: +7 (915) 283-58-08	A.Lugovaya@Crocus-Expo.ru
Coordination of standard equipped stands, submission of FORMS 1, 2	Nikolay Mikheev	BuildExpo LLC, Department of standard exhibition events	Cell phone: +7 (916) 435-56-99	manager@buildexpo.ru
SERVICE CENTRE (INFORMATION AND SERVICES COUNTER)				
Receipt of passes to the Material Handling area, Exhibitor badges, invitations, submission of letters for exhibits and equipment move in and move out, services settlement (in cash)			+7 (495) 727-26-26	_Service@Crocus-Expo.ru
TRANSPORTATION AND LOGISTICS DEPARTMENT				
Handling and hoisting works, handling and hoisting equipment for rent and etc.			+7 (495) 727-25-87	Trans@Crocus-Expo.ru
ADVERTISING AND INFORMATION DEPARTMENT				
Application for advertising in the territory, advertising structures rent, large format printing	Leonova Daria	Senior manager	+7 (495) 727-26-39	d.leonova@crocus-expo.ru
MAINTENANCE SERVICE				
Floor load and suspended structures approval	Sergey Fedorov	Chief engineer	Cell phone: +7 (977) 525-56-30	S.Fedorov@Crocus-Expo.ru
FIRE SAFETY SERVICE				
Approval of use of fire hazardous and explosive exhibits and materials, compressed gas tanks	Dmitry Bogachuk	Leading specialist	Cell phone: +7 (916) 547-04-51	bogachuk@crocus-expo.ru

BUILDEXPO LLC – CROCUS EXPO GENERAL BUILDER

Description	Location	Contact person	Job title	Phone	E-mail
DEPARTMENT OF AUDIOVISUAL EQUIPMENT AND TELECOMMUNICATIONS					
Sound amplifiers, audio and video equipment, projectors for installation in specialized Crocus Expo premises and the Exhibitor's stands		Mikhail Edidovich	Head of the department	+7 (495) 727-26-15 Cell phone: +7 (925) 488-53-60	Micke67@mail.ru
MAINTENANCE DEPARTMENT					
Electrical and sanitary works, compressed air supply, electrical equipment for rent, electrical installation	Pavilion 1, 1 st floor, office 115	Alexei Doronenko	Deputy chief electrician	+7 (495) 727-24-38 Cell phone: +7 (916) 435-51-33	ote@buildexpo.ru
DEPARTMENT OF TECHNICAL DOCUMENTATION INSPECTION					
Inspection and approval of technical documentation for contracted builders, control of technical documentation of electric wiring executed by contracted builders, services related to static design, electrical laboratory, fire safety services, hoisting tackle for rent	Pavilion 1, 1 st floor, office 119	Moscow companies: Andrey Meshkov	Head of electrical laboratory and fire safety system	+7 (495) 727-26-71	ingener@buildexpo.ru
	Pavilion 1, 1 st floor, office 115	Regional and foreign companies: Veronika Sopina	Head of the department	+7 (495) 727-26-71 (ext. 22-18)	
Audiovisual equipment approval for use during the Event	Pavilion 1, 1 st floor, office 119	Semyon Ryzhov	Engineering manager	+7 (495) 727-26-71	

A1 – PRICE LIST FOR ADDITIONAL EQUIPMENT AND GENERAL BUILDER SERVICES

Nº	DESCRIPTION	CODE	Price, EUR, (VAT incl.) till 24.01.25	Price, EUR, (VAT incl.) from 25.01.25
STAND STRUCTURE				
1.	WALL PANEL 2500*1000	220	40	80
2.	WALL PANEL 2500*500	221	35	70
3.	ROUNDED WALL PANEL, H=2500, R=1000 (1/4 CIRCLES)	222	150	300
4.	ROUNDED WALL PANEL, H=2500, R=500 (1/4 CIRCLES)	223	75	150
5.	WALL PANEL 2500*700 (DIAGONAL 0.5*0.5 M)	224	50	100
6.	WALL PANEL 2500*1000 WITH GLASS 1260*1000	401	80	160
7.	WALL PANEL 2500*500 WITH GLASS 1260*500	402	65	130
8.	WALL PANEL 2500*1000 TRANSPARENT (PLEXYGlass)	403	195	390
9.	WALL PANEL 2500*1000 CHIPBOARD LAMINATED	228	145	290
10.	ROUNDED WALL PANEL, H=1100, R=1000 (1/4 CIRCLES)	217	40	80
11.	ROUNDED WALL PANEL, H=1100, R=500 (1/4 CIRCLES)	216	35	70
12.	CHIPBOARD LAMINATED (16 MM), PER 1 SQ. M. (FROM 5 SQ.M.), WITHOUT MOUNTING	-	55	110
13.	UPRIGHT (OCTAHEDRAL PROFILE), H=1600 (D), 2070 (E), 2480 (F)	118	20	40
14.	UPRIGHT (OCTAHEDRAL PROFILE), H=480 (A), 750 (B), 1100 (C)	118	10	20
15.	BEAM H=70 (RECTANGULAR CONNECTING PROFILE), PER 1 LM	114	10	20
16.	BEAM H=175 (RECTANGULAR STRENGTHENED CONNECTING PROFILE), PER 1 LM	115	20	40
17.	FASCIA BOARD, H=300, PER 1 LM	116	15	30
18.	FASCIA PANEL, INTERNAL, H=350, PER 1 LM	117	15	30
19.	WALL HEIGHT EXTENSION BY 500 MM, PER R M	-	30	60
20.	EXTERNAL PANEL FOR FIXING OF THE HINGED EQUIPMENT, CHIPBOARD LAMINATED, 600*1050	239	75	150
21.	LOCKABLE EXTENSIBLE DOOR 2500*1000 (LEATHERETTE, IMPROVED LOCK)	240	110	220
22.	LOCKABLE WING DOOR 2500*1000	241	220	440
23.	LOCKABLE WING DOOR WITH GLASS 2500*1000	245	275	550
24.	CURTAIN (OFFICE) 2500*1000/500	242	55	110
25.	CEIL'S RASTER 1000*1000 (WITH PROFILE H=70, H=175), PER 1 SQ.M	250	20	40
26.	CEIL'S GRID 1000*1000 (WITHOUT CEIL'S RASTER), PER 1 SQ.M	260	20	40
27.	THE FENCE FOR A DECORATIVE CHAIN H=500 (A), H=800 (B), H=1100 (C), FOR 1 PCS.	267 a, b, c	15	30
28.	CHAIN DECORATIVE, PER 1 M	280	8	16
29.	CARPET, FOR 1 SQ.M, WITH LAYING, WITHOUT CUTTING	281a	20	40
30.	CARPET, FOR 1 SQ.M, WITH LAYING, WITH CUTTING	281b	25	50
31.	ARTIFICIAL GRASS, PER 1 SQ.M.	-	65	130
32.	POLYETHYLENE FILM FOR A CARPET, PER 1 SQ.M	285	8	4
FURNITURE				
33.	CHAIR BLACK (LEATHERETTE)	300a	20	40
34.	SOFT CHAIR	303	25	50
35.	BAR STOOL	306	30	60
36.	TABLE 800*800	310	40	80
37.	BISTRO TABLE D=600, H=1200	316a	60	120
38.	BISTRO TABLE D=600, H=800	316b	60	120
39.	TABLE ROUND D=800	314	40	80
40.	TABLE 800*1200	315	50	100
41.	GLASS ROUND TABLE D=800	314a	60	120
42.	ARMCHAIR SINGLE WITH ARMRESTS, LEATHERETTE, 800*820 (BLACK, WHITE)	333b	120	240
43.	SOFA DOUBLE WITH ARMRESTS, LEATHERETTE, 1460*820 (BLACK, WHITE)	334b	180	360

OFFICIAL GUIDE OF THE EXHIBITION PARTICIPANT

44.	GLASS JOURNAL TABLE, 900*550, H=400	335a	160	320
45.	GLASS JOURNAL TABLE, 800*450, H=400	335b	90	180
46.	NEGOTIATING TABLE, 1000*2200, H=720	337	295	590
INFORMATION COUNTERS				
47.	INFORMATION COUNTER 500*500, H=1100	318a	50	100
48.	INFORMATION COUNTER 500*1000, H=1100	318	60	120
49.	INFORMATION COUNTER ROUNDED CORNER 500*500, R=500, H=1100	319	60	120
50.	INFORMATION COUNTER ROUNDED CORNER 500*500, R=500, H=1100	318r	60	120
51.	INFORMATION COUNTER 500*1000, H=1100 (WITH A NARROW TOP SHELF)	708	140	280
52.	INFORMATION COUNTER ROUNDED R=1000, H=1100	709	100	200
53.	TABLE-PODIUM 500*1000, H=800 (FROM CONSTRUCTION)	382	40	80
54.	TABLE-PODIUM 500*500, H=800 (FROM CONSTRUCTION)	382a	35	70
55.	TABLE-PODIUM 500*1000, H=500 (FROM CONSTRUCTION)	383	39	78
56.	TABLE-PODIUM 1000*1000, H=800 (FROM CONSTRUCTION)	384	55	110
ARCHIVAL CABINETS				
57.	ARCHIVAL CUPBOARD 500*1000, H=1100 (WITH SLIDING DOOR 645*500)	317	70	140
58.	ARCHIVAL CUPBOARD 500*1000, H=800 (WITH SLIDING DOOR 645*500)	320	60	120
59.	ARCHIVAL CUPBOARD 500*1000, H=1100 (WITH SLIDING DOOR 950*500)	321	70	140
SHOW-CASES				
60.	SHOWCASE 500*1000, H=1100 (BOTTOM DOORS)	394	100	200
61.	SHOWCASE 500*500, H=1100 (BOTTOM DOORS)	394a	80	160
62.	SHOWCASE 500*500, R=500, H=1100 (BOTTOM DOORS)	394ar	115	230
63.	RADIUS SHOWCASE H=1100, R=1000 (BOTTOM DOORS)	394r	135	270
64.	SHOWCASE 500*1000, H=2000 (2 GLASS SHELVES, BOTTOM DOORS)	396	130	260
65.	SHOWCASE 500*1000, H=2500 (LIGHTING, 2 GLASS SHELVES, BOTTOM DOORS)	398	140	280
66.	SHOWCASE 500*500, H=2500 (LIGHTING, 2 GLASS SHELVES, BOTTOM DOORS)	398A	120	240
67.	SHOWCASE 500*500, R=500, H=2500 (LIGHTING, 2 GL. SHELVES, BOTTOM DOORS)	398AR	160	320
68.	RADIUS SHOWCASE H=2500, R=1000 (LIGHTING, 2 GL. SHELVES, BOTTOM DOORS)	399	300	600
69.	ROUND SHOWCASE H=2500, $\varnothing=1000$, (LIGHTING, 2 GLASS SHELVES)	400	400	800
70.	ADDITIONAL GLASS SHELF (500*1000, 500*500) FOR SHOWCASE 398, 398A	111A	20	40
71.	ADDITIONAL GLASS SHELF (R INT.=500, R EXT.=1000) FOR SHOWCASE 399	111B	30	60
72.	ADDITIONAL GLASS SHELF ($\varnothing=1000$) FOR SHOWCASE 400	111C	45	90
73.	ADDITIONAL WOODEN SHELF (500*1000, 500*500)	112A	20	40
SHELF STANDS				
74.	RACK WITH 5 SHELVES 300*1000, H=2070	340	40	80
75.	RACK WITH 5 SHELVES 500*1000, H=2070	701	60	120
76.	RACK WITH 5 SHELVES 1000*1000, H=2070	702	80	160
77.	RACK MOBILE 500*1000, H=1600	740	80	160
78.	STACK (DETACHED)	324	35	70
WALL SHELVES				
79.	WALL SHELF 1000*300	380	20	40
80.	SLOPING WALL SHELF 1000*300 (ANGLE OF 45°)	381	35	70
81.	WALL LATTICE (1500*800), CELL 50*50, WITHOUT HOOKS	375	60	120
OFFICE				
82.	MIRROR WALL-MOUNTED OCTANORM 1440*580	330A	35	70
83.	COAT RACK WALL-MOUNTED	331	15	30
84.	COAT RACK FLOOR-LEVEL	332	50	100
85.	WASTEPAPER BASKET	377	3	9
86.	JALOUSIE 2400*1000/500	404	70	140
ELECTRICAL EQUIPMENT				
87.	SPOTLIGHT (75 W) OR LED ANALOGUE	510	25	50
88.	SPOTLIGHT METAL-HALIDE (70 W) OR LED ANALOGUE	511	50	100
89.	PROJECTOR METAL-HALIDE (150 W)	514	105	210
90.	PROJECTOR HALOGEN (ON THE BAR) (150 W)	516	60	120

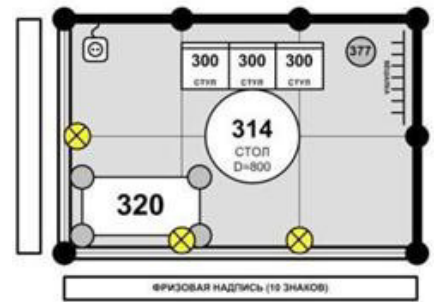
91.	PROJECTOR METAL-HALIDE (ON THE BAR) (150 W)	518	105	210
92.	FLUORESCENT LAMP (40 W) OR LED ANALOGUE, L=870 MM	520	35	70
93.	ELECTRICAL SOCKET 220V (POWER CONNECTOR 32A, UP TO 5 KW)	504C	60	120
94.	ELECTRICAL SOCKET 220V (TRIPLE, UP TO 1.0 KW)	505A	35	70
95.	ELECTRICAL SOCKET 220V (TRIPLE, UP TO 2.5 KW)	505B	60	120
96.	ELECTRICAL SOCKET 220V (TRIPLE, 24 HOUR, UP TO 1.0 KW)	509A	60	120
97.	ELECTRICAL SOCKET 220V (TRIPLE, 24 HOUR, UP TO 2.5 KW)	509B	100	200
98.	ELECTRICAL SOCKET 380V (POWER CONNECTOR 16A, UP TO 10 KW)	506A	70	140
99.	ELECTRICAL SOCKET 380V (POWER CONNECTOR 32A, UP TO 20 KW)	506B	140	280
100.	ELECTRICAL SOCKET 380V (POWER CONNECTOR 63A, UP TO 40 KW)	506C	275	550
101.	LED TAPE, PER 1 LM	-	70	140
102.	ELECTRIC SWITCHBOARD 32A (WITHOUT CABLE)	517A	160	320
103.	THE RENT OF POWER CABLE: UP TO 15 LM	-	90	180
104.	FLOOR CABLE PIPE, PER R M	-	20	40
STAND DECORATION				
105.	FASCIA NAME (9 SIGNS, H=10 CM)	104	60	120
106.	ADDITIONAL SYMBOL FOR A FASCIA NAME	104A	3	6
107.	LOGO ON FASCIA BOARD (THE FINAL PRICE DEPENDS ON QUANTITY OF COLORS AND THE SIZE)	105	80	160
108.	LOGO ON OTHER SURFACES (THE FINAL PRICE DEPENDS ON QUANTITY OF COLORS AND THE SIZE)	106	120	240
109.	LOCKABLE WING DOOR (CODE 241) PASTING WITHOUT MATERIAL AND WORK	-	80	160
110.	PASTING WITH ADHESIVE COLOR FILM ORACAL, PER 1 SQ.M	-	35	70
111.	PASTING BY A MATERIAL OF THE CUSTOMER, PER 1 SQ.M	-	30	60
112.	FILM ORAJET FULLCOLOR PRINTING AND PASTING, PER 1 SQ.M	-	50	100
113.	BANNER PRINTING (WITH PROCESSING: EYELETS, POCKETS), SOLVENT PRINTING, PER SQ. M	-	35	70
114.	BANNER PRINTING (WITH PROCESSING: EYELETS, POCKETS), UVPRINTING, PER SQ.M	-	40	80
115.	BANNER GRID PRINTING (WITHOUT PROCESSING), PER 1 SQ.M	-	20	40
116.	BANNER GRID PRINTING (WITH PROCESSING: EYELETS, POCKETS), PER 1 SQ.M.	-	30	60
117.	BANNER PRINTING (WITHOUT PROCESSING), SOLVENT PRINTING, PER SQ.M	-	25	50
118.	BANNER PRINTING (WITHOUT PROCESSING) UV PRINTING, PER SQ.M	-	30	60
OTHER				
119.	MOUNTING OF THE BANNER BY EYELETS, BY POCKETS (AT A HEIGHT UP TO 2.5 M), PER 1 SQ.M	-	15	30
120.	MOUNTING OF THE BANNER BY EYELETS, BY POCKETS (AT A HEIGHT UP TO 2.5 M, CUSTOMER'S MATERIAL), PER 1 SQ.M	-	25	50
121.	MOUNTING OF THE BANNER BY CHIPBOARD RAILS (AT A HEIGHT UP TO 2.5 M), PER 1 SQ.M	-	20	40
122.	MOUNTING OF THE BANNER BY CHIPBOARD RAILS (AT A HEIGHT UP TO 2.5 M, CUSTOMER'S MATERIAL), PER 1 SQ.M	-	45	90
123.	MOUNTING OF THE BANNER BY EYELETS, BY POCKETS (AT A HEIGHT OF 2.5 TO 5 M), PER 1 SQ.M	-	23	46
124.	MOUNTING OF THE BANNER BY EYELETS, BY POCKETS (AT A HEIGHT OF 2.5 TO 5 M, CUSTOMER'S MATERIAL), PER 1 SQ.M	-	46	92
125.	MOUNTING OF THE BANNER BY CHIPBOARD RAILS (AT A HEIGHT OF 2.5 TO 5 M), PER 1 SQ.M	-	40	80
126.	MOUNTING OF THE BANNER BY CHIPBOARD RAILS (AT A HEIGHT OF 2.5 TO 5 M, CUSTOMER'S MATERIAL), PER 1 SQ.M	-	87	174
KITCHEN				
127.	REFRIGERATOR 200 LITRES (600*600*1600), WITH 24-HOUR SOCKET	350	140	280
128.	REFRIGERATOR 280 LITRES (600*600*2000), WITH 24-HOUR SOCKET	351	165	330
129.	COFFEE MAKER	370	50	100
130.	COOLER + BOTTLE OF WATER (19 LITRES) (550W)	338	150	300
131.	BOTTLE OF WATER 19 LITRES FOR COOLER	338A	35	70
132.	KITCHEN SINK (800*600*850)	600	235	470

A2 – STANDARD EQUIPPED STAND SPECIFICATION*

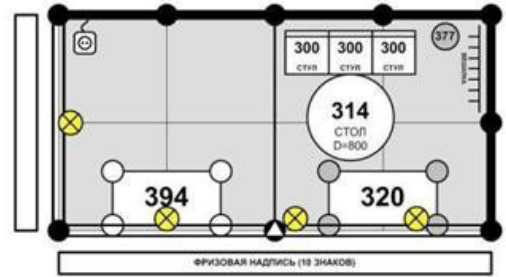
Standard equipped stand specification specifies standard set of equipment included into the cost.

* Should you wish to book a standard equipped stand of space exceeding 54 sq m please contact the Management office for the stand specification.

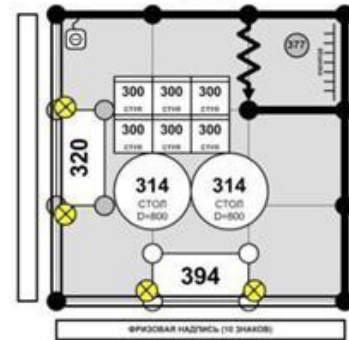
SPACE 6 sq m



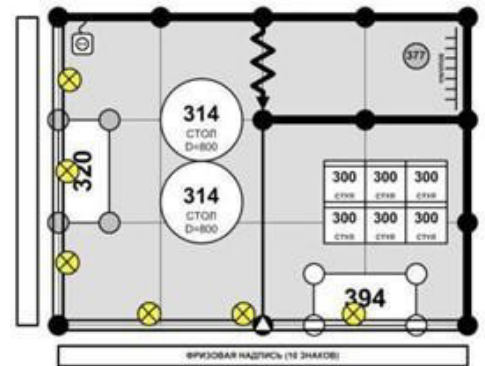

Description	Code	Quantity (pcs)
Perimeter walls		
Carpet flooring		
Fascia, company name (10 characters)		
Chair	300	3
Table	314/310	1
Archival cabinet	320	1
Coat rack	331	1
Spotlight (100 W)		3
Plug socket (up to 1 kW)	505a	1
Waste basket	377	1



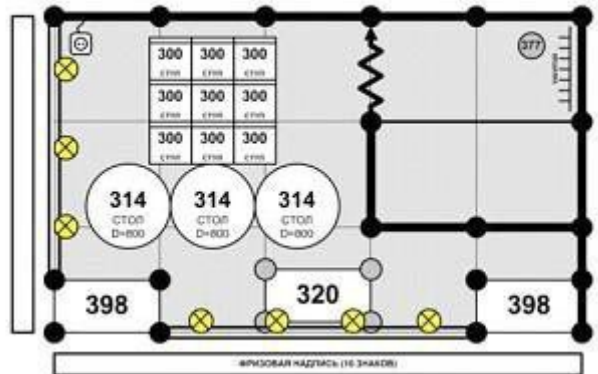
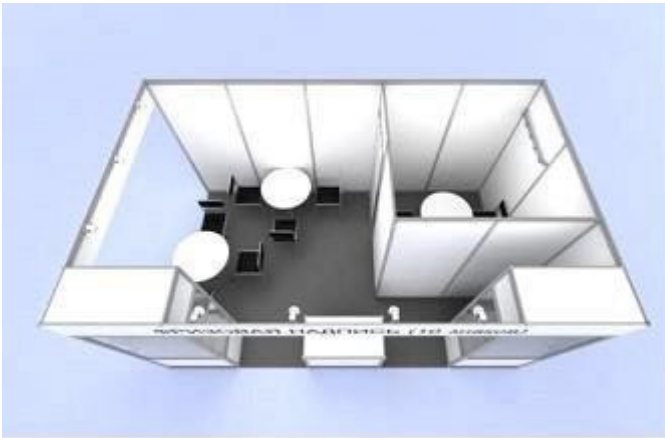
Description	Code	Quantity (pcs)
Perimeter walls		
Carpet flooring		
Fascia, company name (10 characters)		
Chair	300	3
Table	314/310	1
Glass showcase (500x1000x1100)	394	1
Archival cabinet	320	1
Coat rack	331	1
Spotlight (100W)		4
Plug socket (up to 1 kW)	505a	1
Waste basket	377	1



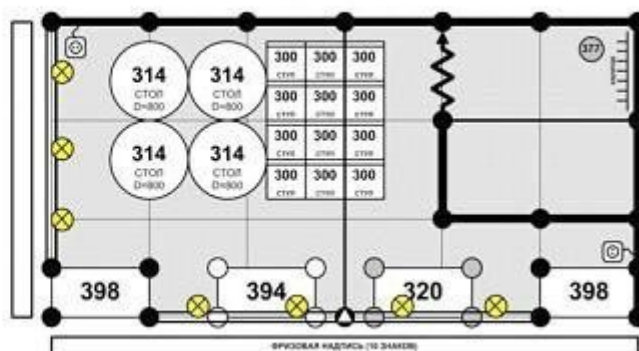
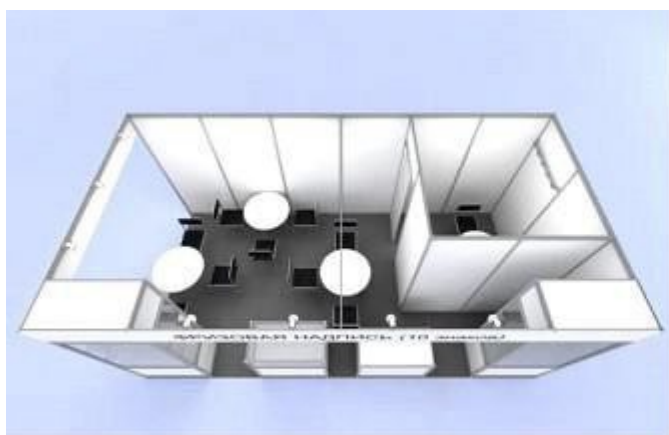
Description	Code	Quantity (pcs)
Perimeter walls		
Carpet flooring		
Fascia, company name (10 characters)		
Wall element	220/221	1
Chair	300	6
Table	314/310	2
Glass showcase (500x1000x1100)	394	1
Archival cabinet	320	1
Coat rack	331	1
Spotlight (100 W)		4
Plug socket (up to 1 kW)	505a	1
Folding door (with lock)	240	1
Waste basket	377	1



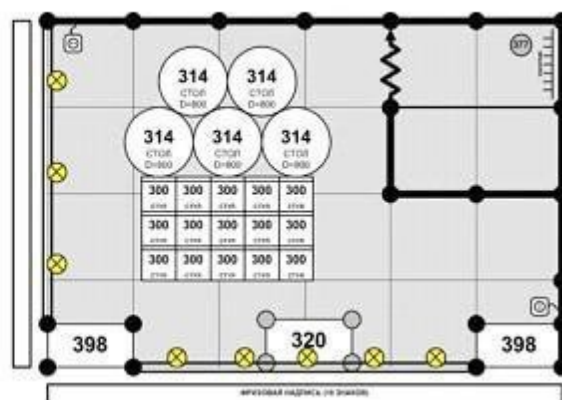

Description	Code	Quantity (pcs)
Perimeter walls		
Carpet flooring		
Fascia, company name (10 characters)		
Wall element	220/221	2
Chair	300	6
Table	314/310	2
Glass showcase (500x1000x2500)	398	1
Archival cabinet	320	1
Coat rack	331	1
Spotlight (100 W)		6
Plug socket (up to 1 kW)	505a	1
Folding door (with lock)	240	1
Waste basket	377	1



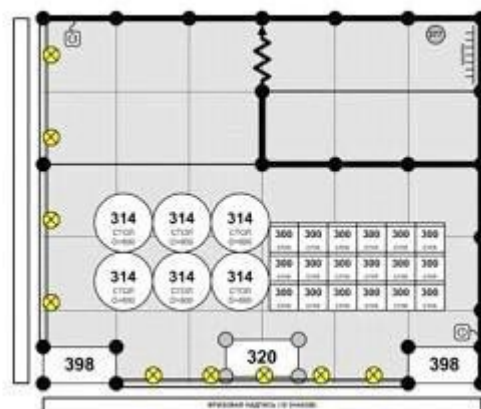
Description	Code	Quantity (pcs)
Perimeter walls		
Carpet flooring		
Fascia, company name (10 characters)		
Wall element	220/221	3
Chair	300	9
Table	314/310	3
Glass showcase (500x1000x2500)	398	2
Archival cabinet	320	1
Coat rack	331	1
Spotlight (100 W)		7
Plug socket (up to 1 kW)	505a	1
Folding door (with lock)	240	1
Waste basket	377	1



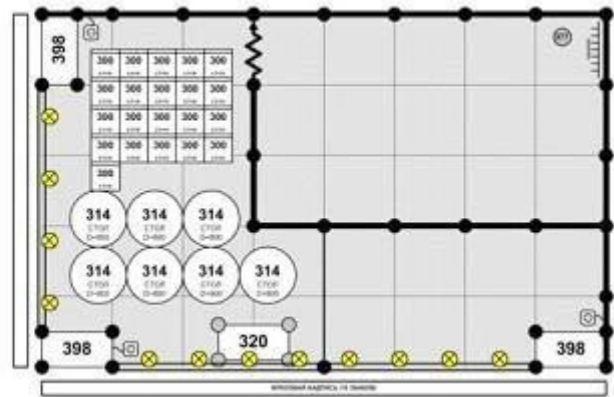
Description	Code	Quantity (pcs)
Perimeter walls		
Carpet flooring		
Fascia, company name (10 characters)		
Wall element	220/221	3
Chair	300	12
Table	314/310	4
Glass showcase (500x1000x1000)	394	1
Glass showcase (500x1000x2500)	398	2
Archival cabinet	320	1
Coat rack	331	1
Spotlight (100 W)		7
Plug socket (up to 1 kW)	505a	2
Folding door (with lock)	240	1
Waste basket	377	1



Description	Code	Quantity (pcs)
Perimeter walls		
Carpet flooring		
Fascia, company name (10 characters)		
Wall element	220/221	3
Chair	300	15
Table	314/310	5
Glass showcase (500x1000x2500)	398	2
Archival cabinet	320	1
Coat rack	331	1
Spotlight (100 W)		8
Plug socket (up to 1 kW)	505a	2
Folding door (with lock)	240	1
Waste basket	377	1



Description	Code	Quantity (pcs)
Perimeter walls		
Carpet flooring		
Fascia, company name (10 characters)		
Wall element	220/221	4
Chair	300	18
Table	314/310	6
Glass showcase (500x1000x2500)	398	2
Archival cabinet	320	1
Coat rack	331	1
Spotlight (100 W)		9
Plug socket (up to 1 kW)	505a	2
Folding door (with lock)	240	1
Waste basket	377	1



Description	Code	Quantity (pcs)
Perimeter walls		
Carpet flooring		
Fascia, company name (10 characters)		
Wall element	220/221	7
Chair	300	21
Table	314/310	7
Glass showcase (500x1000x2500)	398	3
Archival cabinet	320	1
Coat rack	331	1
Spotlight (100 W)		12
Plug socket (up to 1 kW)	505a	3
Folding door (with lock)	240	1
Waste basket	377	1

FORM 2 – ADDITIONAL EQUIPMENT FOR STANDARD EQUIPPED STAND

Moscow International Optical Fair
(MIOF 2025. February)

To Contract dated

Company name as contracted

Pavilion Hall Stand Space



Submit no later than 24/01/2025

For the list and price of additional equipment please refer TO APPENDIX 3 – PRICE LIST FOR ADDITIONAL EQUIPMENT AND GENERAL BUILDER SERVICES.

	Description	Code	Price, Euro VAT incl.	Quantity	Total
1.					
2.					
3.					
4.					
5.					
6.					
7.					
8.					
9.					
10.					
11.					
12.					
13.					
14.					
			TOTAL:		

Applications for additional services and equipment shall be submitted under terms stipulated in the Event Participation Contract. Late applications shall be subject to equipment availability.

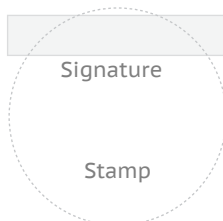
Value spelled out

ORGANISER

Full name

Signature

Date




Stamp

EXHIBITOR

Full name

Signature

Date



Stamp



Return completed FORM 2 to: manager@buildexpo.ru

Nikolay Mikheev
+7 (495) 727-25-92
+7 (916) 435-56-99

POWER OF ATTORNEY (from a legal entity)

Place of issue (city)

date of issue (receipt)

Legal entity name

Location (address)

PSRN , in person of CEO

Job title

CEO full name

Acting on the basis

Authorizes

Passport serial number, number unit code

Authority when

Registered address

- Receive Exhibitor badge(s)
- Receive pass to Material Handling area



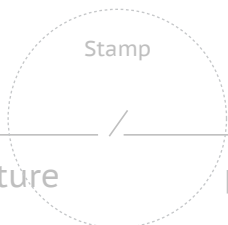
Exhibition

Dates

Venue: Crocus Expo International Exhibition Centre

Address: Mezhdunarodnaya 16, 18, 20 Krasnogorsk, Krasnogorsk area, Moscow region

Hereby authorizes to arrange, transfer and receive all necessary relevant documents issued, sign and perform other actions necessary for the execution of this assignment.



_____/_____
CEO signature print name

POWER OF ATTORNEY (from an individual entrepreneur)

Place of issue (city)

date of issue (receipt)

Individual entrepreneur

Full name

Registered address

PSRNIE

Authorizes

Representative full name

Passport serial number, number unit code

Authority when

Registered address

Receive Exhibitor badge(s)

Receive pass to Material Handling area



Exhibition

Dates

Venue: Crocus Expo International Exhibition Centre

Address: Mezhdunarodnaya 16, 18, 20 Krasnogorsk, Krasnogorsk area, Moscow region

Hereby authorizes to arrange, transfer and receive all necessary relevant documents issued, sign and perform other actions necessary for the execution of this assignment.

_____/_____

Signature

print name

POWER OF ATTORNEY (from a natural person)

Place of issue (city)

date of issue (receipt)

I,

Passport serial number, number unit code

Authority when

Registered address

Authorize

Passport serial number, number unit code

Authority when

Registered address

Receive Exhibitor badge(s)

Receive pass to Material Handling area



Exhibition

Dates

Venue: Crocus Expo International Exhibition Centre

Address: Mezhdunarodnaya 16, 18, 20 Krasnogorsk, Krasnogorsk area, Moscow region

Hereby authorize to arrange, transfer and receive all necessary relevant documents issued, sign and perform other actions necessary for the execution of this assignment.

_____/_____

Signature

print name